


Installation and Operation

CBSArcSafe®

RSA-103A

(For Sylvania Panel-board
Switch QSF 100A Twin)



Distance Is Safety®

CBSArcSafe®

A Group CBS Company

2616 Sirius Rd.
Denton, TX 76208
(940) 382-4411
www.cbsarcsafe.com



RSA-103A Properly Installed on Switch.


1.0 Installation

DANGER!

**Ensure that the switchgear to be remotely operated matches the switchgear discussed on the first page. If the switchgear does not match, please contact CBS ArcSafe® for more information regarding remote switching applications for your particular model.*



Step 1: Before installing the RSA-103A, ensure there are no obstructions around the switch.



Step 2: Place the RSA-103A onto the breaker, making sure the handle adapter fits over the switch as seen above.



Step 3: Engage the magnet by turning the handle to the ON position.



Step 4: The RSA-103A properly installed and ready for operation.

ATTENTION

The instructions above were for installing the RSA-103A on the LEFT breaker switch. To connect to the RIGHT breaker switch, turn the RSA-103A 180° and follow the same instructions. Don't forget to turn the handle adapter 180° as well, either by hand or with the remote.

2.0 Opening/Closing the Breaker


1. Ensure that the unit is properly installed on the circuit breaker and connected to the RSO as previously described.

ATTENTION

Please ensure that either the batteries on the unit are fully charged or the unit is plugged into AC power.

2. To trip the breaker, ensure that the breaker is CLOSED. Next, press and hold the “TRIP” button until the breaker opens to turn the breaker off.
3. To close the breaker, ensure that the breaker is OPEN. Next, press and hold the “CLOSE” button until the breaker closes to turn the breaker on.

RSA-103A Component List

Item	Description	CBS ArcSafe®
		Part Image
1	RSA Tooling Assembly	

Distance Is Safety[®]

CBS Arc Safe[®]

A Group CBS Company

P.O. Box 550

Argyle, TX 76226

Tel: 940-382-4411

Fax: 940-382-9435

Toll Free: 877-472-9435

Website: www.CBSArcSafe.com

Email: info@CBSArcSafe.com

DANGER!

**Ensure that personnel using this equipment are adequately trained in the operation of the switchgear they are planning to work with; that they are correctly stationed outside the arc flash boundary; and that they comply with all applicable Federal, State, Local, and In-house safety regulations and procedures. Attention should be given to distance, angle, and personal protective equipment (PPE).*